

# VULCASEAL<sup>®</sup>

## MC133



**A BIODEGRADABLE MAINTENANCE CLEANER FOR STONE AND TILED SURFACES.**

**VULCAN MC133 IS AN AQUEOUS-BASED DETERGENT AND IS IDEALLY SUITED FOR THE DAILY CLEANING OF TILED, PORCELAIN STONEWARE AND MARBLE SURFACES.**

### PRODUCT DESCRIPTION

**Vulcaseal MC133** is also used to prepare painted or unpainted walls before application of finishing product.

This degreasing, concentrated detergent is environmentally friendly and delivers food-safe standard cleaning to synthetic and stone surfaces in housing, industry and public buildings.

**Vulcaseal MC133** is designed to clean and degrease all synthetic surfaces found in the built environment such as PVC, painted surfaces (painter's preparatory cleaning solution), aluminium, zinc, brass, galvanized metal, stainless steel and plastic sheeting.

May be used in industrial detergent (scrubber-driers etc), for mechanical parts, electric generator motors etc.

### CHARACTERISTICS

**Does not alter the treated surface**

**Non-flammable**

**Waterborne product**

**Truly multipurpose product**

### APPLICATION

We recommend wetting porous surfaces before application.

**A trial should always first be tested on a small area to confirm the products suitability for the surface being treated.**

**Vulcaseal MC133** contains no harmful, toxic or corrosive product. Nevertheless it is irritating to skin.

We recommend wearing gloves and safety goggles during application.

**For further information or technical advice call 020 8778 9000**

Vulcaseal is a Trimline product ©Trimline 2011

[www.trimlineinnovation.co.uk](http://www.trimlineinnovation.co.uk)

Issue VSAS 08.11

# VULCASEAL<sup>®</sup>

## MC133

**STEP 1**

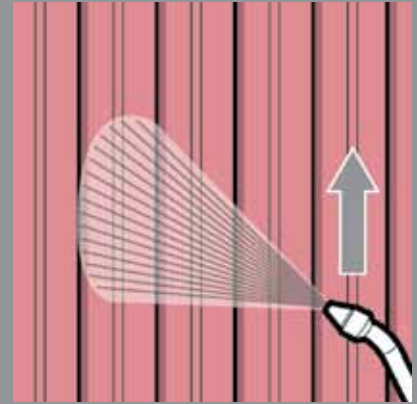
Use the product neat, do not dilute.

**Do not forget to shake the container before application.**

**STEP 2**

Apply the product with either:

- scrubbing brush
- sponge
- cloth
- a spray unit

**STEP 3**

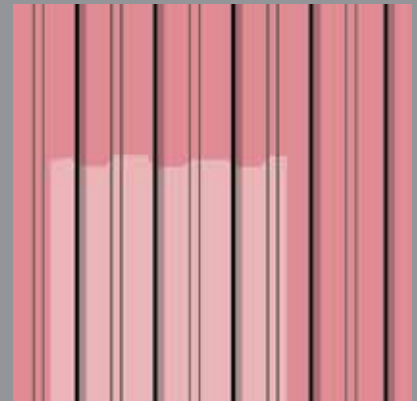
Work from the bottom up.

**STEP 4**

Allow a few minutes to act according to the level of soiling.

**STEP 5**

Wipe with a cloth or soft wipe. No rinsing required.

**STEP 6**

Result.

**TOOLS REQUIRED**

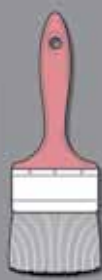
Scrubbing Brush and either:



Sponge



Cloth



Brush



Spray Unit

**COVERAGE**

Varies according to dilution of the product and level of cleaning required.

**STORAGE**

Keep in a cool, dry place, away from extreme cold. Do not store in condition below 5°C.