

VULCASEAL[®]

SR335



VULCASEAL SR335 IS A SLIP RESISTANT TREATMENT FOR ALL TILE AND STONE SURFACES.

VULCAN SR335 MAKES SURE THAT WITH ONE SIMPLE APPLICATION, SLIPPERY SURFACES BECOME LOW-SLIP.

PRODUCT DESCRIPTION

Vulcaseal SR335 can be applied to mineral surfaces, ceramic slabs, concrete, marble, terrazzo, tiles, enamel.

Vulcaseal SR335 is for use in factories, communal areas, nursing homes, entrance halls, gyms, swimming pool surrounds, pedestrian crossings, kitchens, shower units and bathtubs and anywhere the floors are slippery, especially when wet.

Vulcaseal SR335 is a revolutionary product as it uses the silica contained in materials, but it proceeds with a chemical reaction that will schematically graft new molecules on the existing ones in the substrate.

This gives an anti-slip effect that is greater and longer lasting with minimal change to the surface.

In addition, **Vulcaseal SR335** is a product, which is harmless and can be used with ease.

CHARACTERISTICS

Use both indoors and outdoors

Not hazardous

Non-flammable

Long-lasting effects

APPLICATION

Surface has to be clean, dust-free and dry. Remove organic growth, stains and marks of atmospheric pollution before applying the product.

We recommend wearing gloves and safety goggles during application.

On certain surfaces the treatment can change the level of shine.

In all cases, carry out a test before treatment. In the event that the shine is reduced too much, dilute **Vulcaseal SR335** with more water and keep the same action time.

For further information or technical advice call 020 8778 9000

Vulcaseal is a Trimline product ©Trimline 2011

www.trimlineinnovation.co.uk

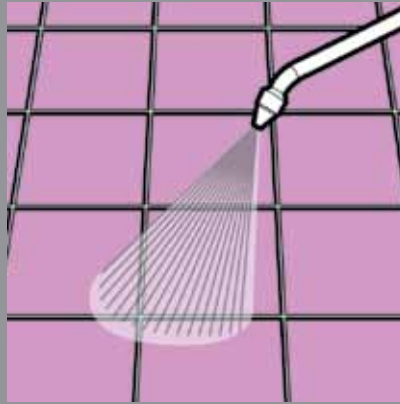
Issue VSAS 08.11

VULCASEAL[®]


SR335

**STEP 1**


Use the product neat do not dilute.
Do not forget to shake the container before application.

**STEP 2**


Pour or spray the product onto a clean and dry surface applying it with a low-pressure spray.

**STEP 3**

To ensure 100% of the surface is treated, work in with either a scrubbing brush.

**STEP 3**

Or a scraper.

**STEP 4**

Allow to react for 40 to 60 minutes.
Do not let the product dry during the whole process. Add product if necessary.

**STEP 5**

After treatment, rinse carefully with water. The treated surface can be used immediately.

TOOLS REQUIRED

Low Pressure Washer

+



Scraper

OR



Scrubbing Brush

COVERAGE

Coverage depends on the material's porosity. These figures are approximate and should be used as a guideline:

1 Litre of concentrate = 10 - 30m².

STORAGE

Lifespan: 12 months. Keep in a cool, dry place, away from extreme cold. Do not store in condition below 5°C.

PERFORMANCE

Immediately achieves optimal performance.

For further information or technical advice call 020 8778 9000

Vulcaseal is a Trimline product ©Trimline 2011

www.trimlineinnovation.co.uk

Issue VSAS 08.11