

VULCASEAL[®]

V240



VULCASEAL V240 IS A NEW GENERATION PROTECTION TREATMENT DESIGNED TO PROTECT GRANITE AND OTHER SMOOTH MINERAL SURFACES THAT HAVE LOW POROSITY (IN PARTICULAR SILICO-LIMESTONE MATERIALS).

PRODUCT DESCRIPTION

Vulcaseal V240 is an impregnation product and not a coating, allowing a treated material to breathe with highly effective ability to resist penetration by water, oil, grease, weak acids (fruit juice, ketchup, etc) as well as all types of soiling.

Vulcaseal V240 may be used inside and outside on all vertical and horizontal surfaces for low porosity materials: marble, granite, porcelain and sandstone.

Vulcaseal V240 is colourless and does not change the appearance or composition of the treated material.

However, on some materials, the product may lightly enhance the color (a sample application test is always recommended). In addition, it is UV-resistant and does not discolour with age.

CHARACTERISTICS

Prevents the penetration of water and greasy liquids

Anti-stain and anti-soiling

UV-resistant, does not discolour

APPLICATION

A trial should always first be tested on a small area to confirm the products suitability for the surface being treated.

Vulcaseal V240 is a chlorophyllane based product containing no solvent and water.

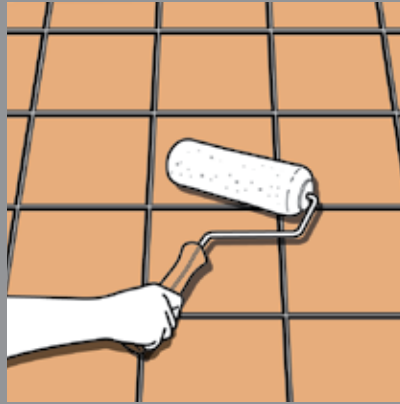
VULCASEAL[®]

V240

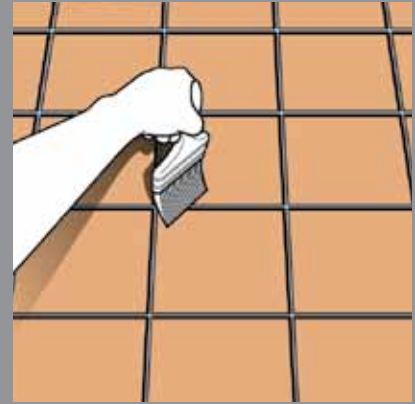
**STEP 1**

Use the product neat, do not dilute or mix with another product.

Do not forget to shake the container before application.

**STEP 2**

Apply the product with either a roller (1 to 2 crossed applications without over applying).


**STEP 2**

Or apply the product with a brush (1 to 2 crossed applications without over applying. In the event of brush strokes homogenize with a roller).


**STEP 2**

Or apply the product with a low pressure spray (2 crossed applications).

Vertical surfaces, apply from the bottom up

**STEP 3**

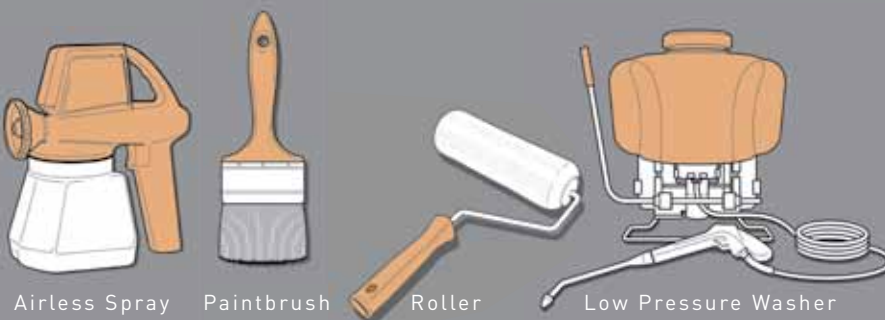
Make sure the product is applied to saturation point either in one application or in two applications 'wet-on-wet'.

**STEP 4**

Allow the surface to dry for 24 hours. Protect the surface for 24 hours from rain and dust. For optimum performance wait 5 to 7 days.

TOOLS REQUIRED

Either:



Airless Spray

Paintbrush

Roller

Low Pressure Washer

COVERAGE

Coverage depends on the material's porosity. These figures are approximate and should be used as a guideline:

1 Litre = 8 to 10m².

STORAGE

Lifespan: 2 years. Keep in a cool, dry place, away from extreme cold. Do not store in condition below 5°C.