

VULCASEAL[®]

V286



WATER AND OIL REPELLENT TOTAL PROTECTION FOR ALL POROUS FLOORS SUBJECT TO HEAVY TRAFFIC. INTERIOR / EXTERIOR ANTI-STAIN TREATMENT FOR GRANITE, MARBLE, SANDSTONE AND SLATE.

PRODUCT DESCRIPTION

Vulcaseal V286 has all the water-repellent, oil-repellent & anti-soiling properties needed to protect porous building substrates in a single application. Acts against the main causes of degradation, such as atmospheric and industrial pollution, greasy soiling, water seepage, acid rain and chewing gum.

Vulcaseal V286 is ideal for treating all porous materials: natural stone, synthetic stone, terracotta, architectural concrete, interlocking paving blocks and cement. Especially recommended for the protection of substrates subject to heavy traffic: pavements, pedestrian zones, parking zones, terraces and lobbies.

Vulcaseal V286 is a non film-forming impregnating treatment, meaning that the treated surface remains permeable to air and water vapour.

Vulcaseal V286 is an environmentally friendly product, completely waterborne (non-toxic, solvent and silicone free). The product delays a material's ageing process and provides protection against graffiti.

CHARACTERISTICS

Limits moss and lichen growth

Resistant to abrasion

Makes cleaning easier

Invisible once dry

APPLICATION

A trial should always first be tested on a small area to confirm the products suitability for the surface being treated.

We recommend wearing gloves and safety goggles during application.

Surface has to be clean, dust-free and dry. Remove organic growth, stains and marks of atmospheric pollution before applying the product.

For further information or technical advice call 020 8778 9000

Vulcaseal is a Trimline product ©Trimline 2011

www.trimlineinnovation.co.uk

Issue VSAS 08.11

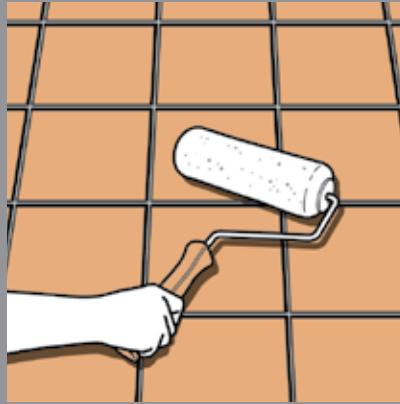
VULCASEAL[®]

V286

**STEP 1**

Use the product neat, do not dilute or mix with another product.

Do not forget to shake the container before application.

**STEP 2**

Apply the product with either a roller

**STEP 2**

Or apply the product with a brush

**STEP 2**

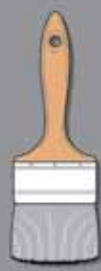
Or apply the product with a low pressure spray. **Vertical surfaces, apply from the bottom up.**

TOOLS REQUIRED

Either:



Airless Spray




Paintbrush



Roller



Low Pressure Washer

**STEP 3**

Make sure the product is applied to saturation point either in one application or in two applications 'wet-on-wet'.

**STEP 4**

Allow the surface to dry for 24 hours. Protect the surface for 24 hours from rain and dust. For optimum performance wait 5 to 7 days.

COVERAGE

Coverage depends on the material's porosity. These figures are approximate and should be used as a guideline:

1 Litre = 5 to 12m².

STORAGE

Lifespan: 2 years. Keep in a cool, dry place, away from extreme cold. Do not store in condition below 5°C.